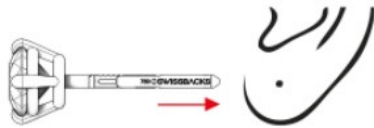
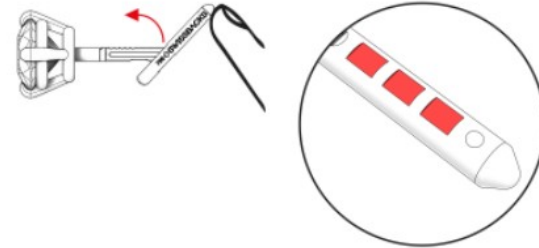


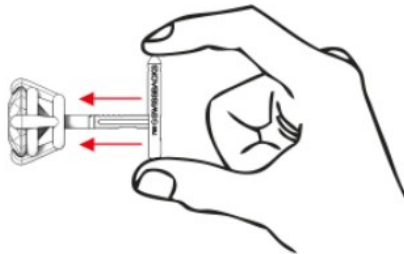
Putting them On



1. Insert earring through earlobe



2. Feel the grooves (marked red) with your finger, push on the grooves to fold to a 'T' position

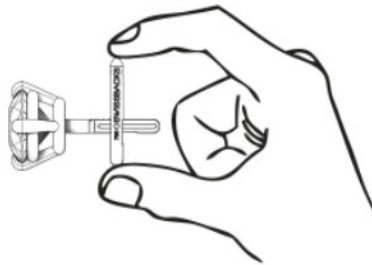


3. Slide forward to your preferred comfort. Once moved forward it is locked in place and the earring Can not be lost.

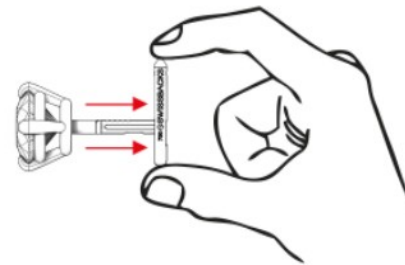


4. Ready to wear. Enjoy!

Taking them Off



1. Grasp SWISSBACKS with 2 fingers



2. Slide outward to the end where it is unlocked



3. Unfold SWISSBACKS™ to the straight position.



4. Remove from your ear